

# RPAY Trail Use Study March 2010



[www.datapathsystems.net](http://www.datapathsystems.net)

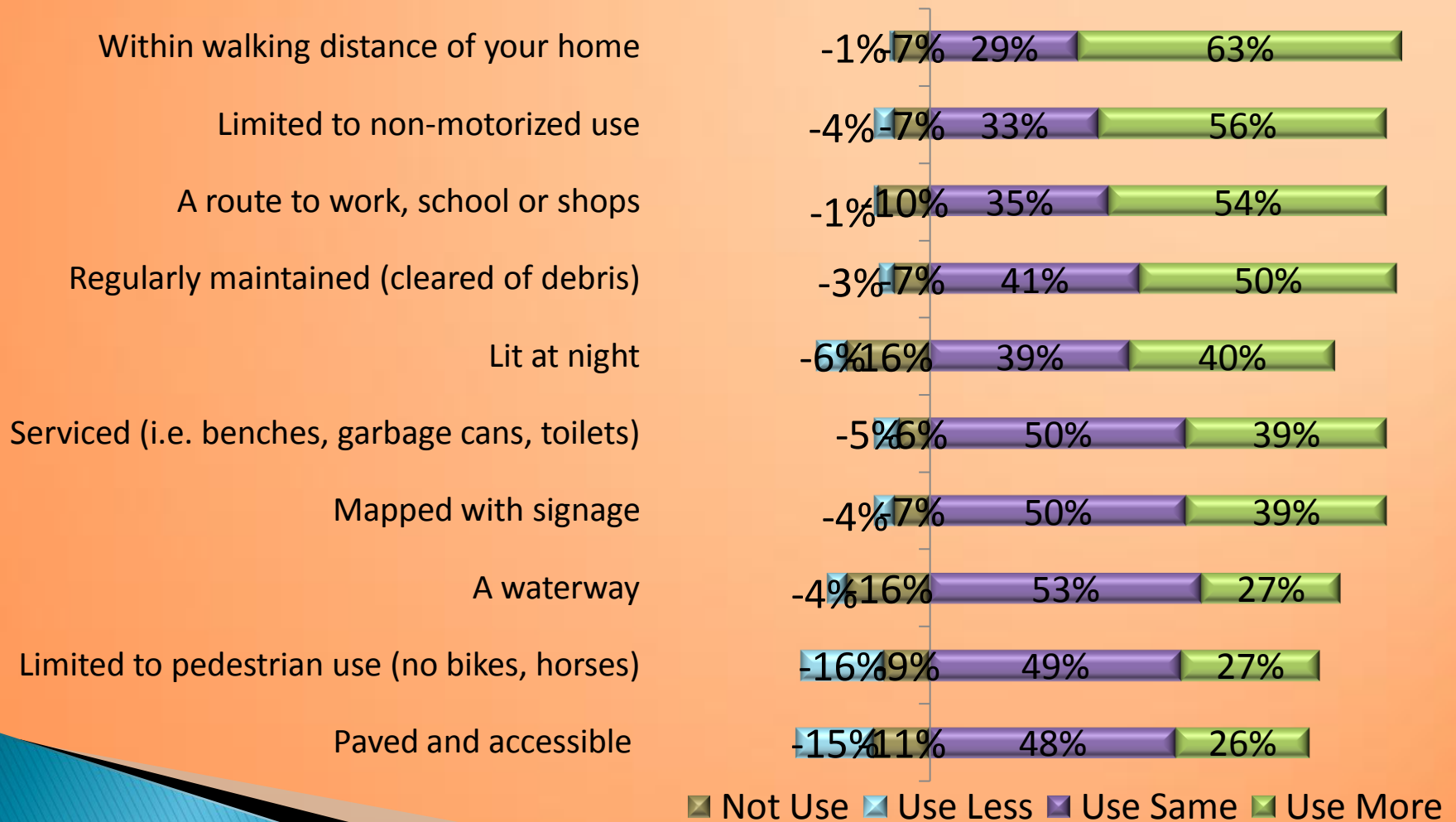
867.660-4600

# Methodology

- ▶ Telephone and online panel of Yukon residents.
- ▶ Conducted in March 2010
- ▶ A total of 339 completes – 189 in Whitehorse and 150 in the communities.
- ▶ Data is weighted by community, gender, and age to represent the actual population.
- ▶ Margin of Error =  $\pm 5.3\%$

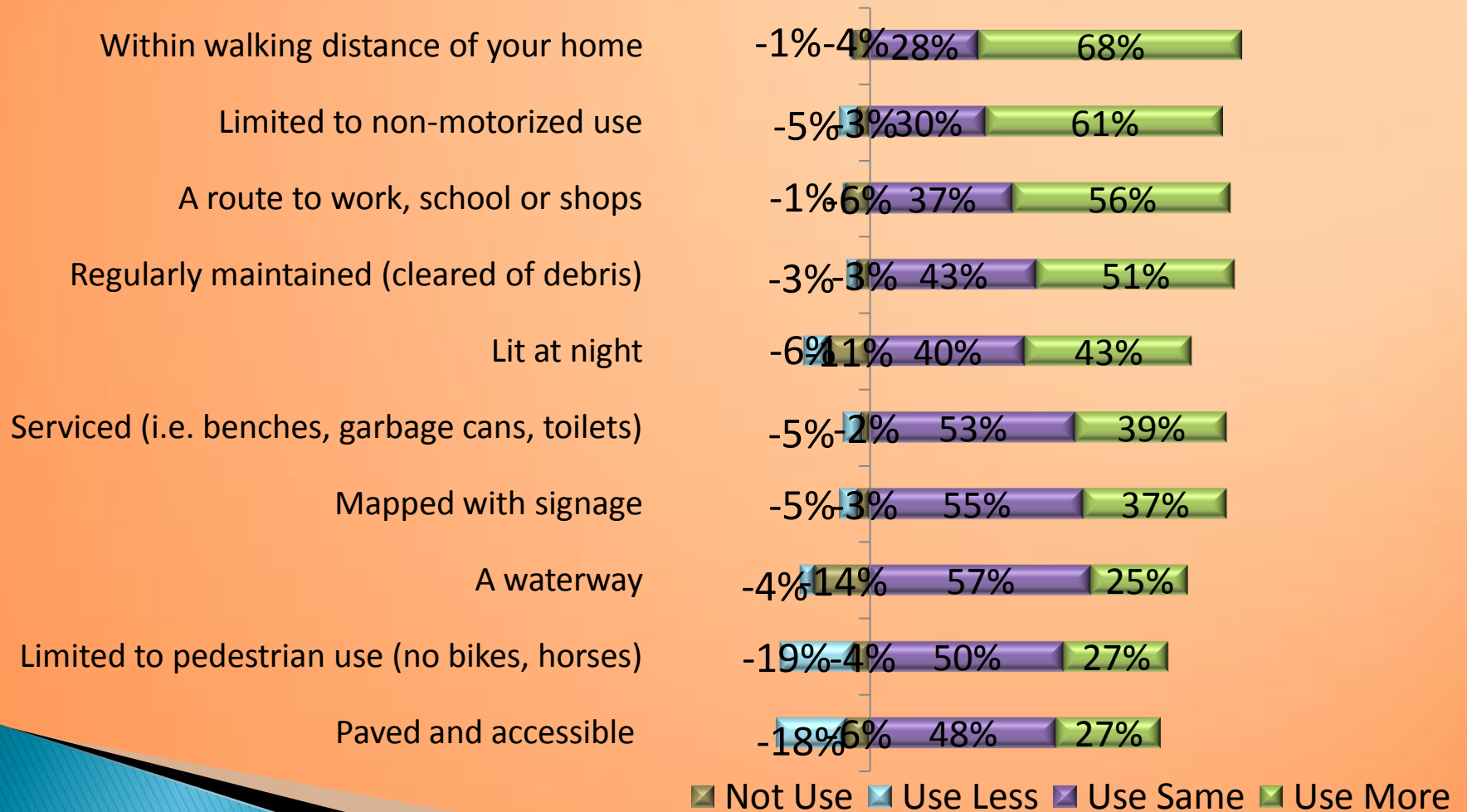
## TOTAL YUKON

For each of the following trail conditions, please tell me whether you would be likely to use a trail more, the same, less, or not at all if the trail(s) was:



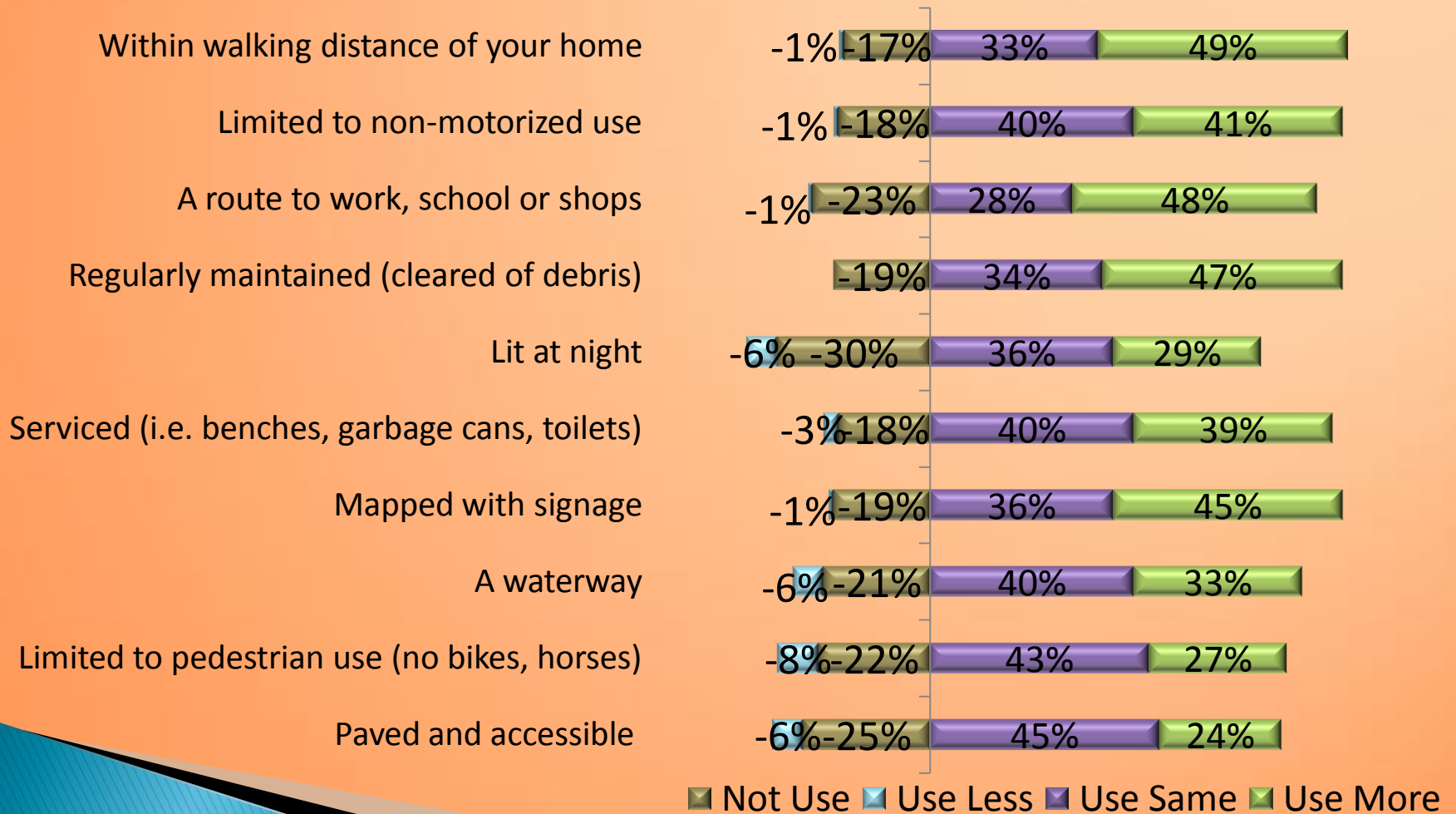
# WHITEHORSE RESIDENTS

For each of the following trail conditions, please tell me whether you would be likely to use a trail more, the same, less, or not at all if the trail(s) was:



# RURAL RESIDENTS

For each of the following trail conditions, please tell me whether you would be likely to use a trail more, the same, less, or not at all if the trail(s) was:



# Trail Use

- ▶ The most popular method to increase trail use was to “have trails located closer to the home”.
- ▶ Other popular methods included “limiting the use to non-motorized activity”, “creating a route to work, school, shops” and “maintaining the trail”.
- ▶ Less valued methods were to “pave the trail” or to “limit use to pedestrians”.


# Trail Use

- ▶ Rural residents are much more likely than Whitehorse residents to respond they would not use the trail if it were paved, maintained, within walking distance, a route to work/school, serviced, non-motorized, or limited to pedestrians.
- ▶ Residents with children were more likely to use the trail more (36%) than those without kids (20%) if it were paved, within walking distance (70% vs. 58%), or serviced (49% vs. 32%).
- ▶ The younger the respondent the more likely they are to use the trail more if it were lit at night, within walking distance, or was a route to work/school.

# Territorial Trails Association

Do you support the development of a territorial trails association to encourage annual funding for regular trail development and maintenance as is done in some other provinces and territories?

No, 21%



Yes, 79%

# Trails Association

- ▶ Most Yukoners support the development of a Trails Association.
- ▶ Support is slightly higher among women than men (83% vs. 74%).
- ▶ Support is slightly higher among those over age 35 (84% for those 35 - 49, 79% for those over 50) compared to those under 35 (70% support)